

Where do I stand on my "Profit" for the current month and year??

What percentage of turnover is generated through new clients over the past one year??

What cost head accounts for most of my Expenses??

What are the Goods in my inventory that are non-moving or slow-moving??

How do I reduce my Business' direct expenses and overheads??



BUSINESS INTELLIGENCE ANALYST

Managerial Excellence through Business Intelligence

Make the Smartest Decisions at the Right Time!


Business Intelligence Analyst (BI Analyst) helps you make the right business decisions at the right time by providing the right business intelligence information. BI Analyst continuously churns and analyses the data from your Tally Application and turns it into easy to access and actionable information. BI Analyst provides a suite of products to closely monitor and hence improve your business performance.



Dashboards



Scorecards



Graphical Analysis



BI Analyst Data Engine

Schedule 6 Reports



Ad-Hoc Reports

Business Intelligence Analyst Suite

Benefits:

- Closely Monitoring the Business Performance
 - Dashboards drilled down to reports
 - Graphical Analysis for easy readability
 - Ad-hoc Reports generated by decision makers themselves
- Easy to access reports for faster Decisions
 - Completely Web based for easy access anywhere
 - Data Securely stored on MS SQL Server
 - Completely Automated Data Transfer
 - Reports exportable to formats of Excel, PDF, HTML ...
- Better Accountability
 - Reports and dashboards may be scheduled and shared
 - Compatible with MS Office
 - Reports meeting with Government Requirements

Contact Us for a No Obligation Demo

Email: BI_Analyst@dss.co.in
Phone: +91 - 20 - 26122501

www.dssinfotech.com



With BI ANALYST for Tally, effectively monitor and control key resources for Better Business Performance

Plan

'Plan' provides the platform to develop Business Strategies and specific Key Performance Indicators (KPIs) to monitor achievement of strategies and related goals..

Monitor

'Monitor' helps timely identification of potential problem areas resulting in corrective actions in the journey of actualizing business strategies and goals. BI ANALYST's Graphical and drill down enabled dashboards as well as scorecards help monitor business effectively.

Analyze

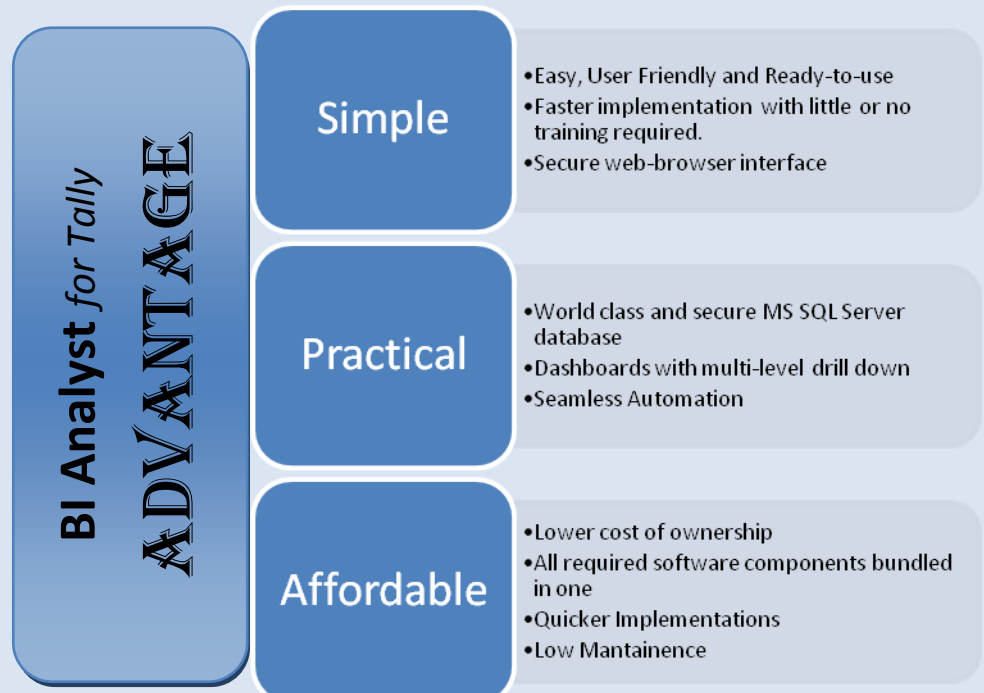
'Analyze' facilitates multi-dimensional analysis of the data collected in 'Monitor' resulting in well informed calculated decision making.

Improve

Implement improvement ideas generated in 'Monitor' & 'Analyze' and achieve better Business Performance.

BI ANALYST for Tally connects to and pulls data from Tally application database and presents it as interactive drill down enabled graphical dashboards and reports. These dashboards and reports facilitate decision makers in making informed data driven fact-based decisions quicker. In addition it comes with the BI ANALYST data grid that allows business managers to play with the business data and create customized analytical reports to explore various aspects of business performance. Today business is done on the move and hence it is very important to have financial and inventory data available at the finger tips of the decision makers anytime anywhere. Timely well presented data is of immense value to the business decision makers especially in today's highly dynamic and competitive business environment. BI ANALYST caters to these needs by providing a feature rich, easy to use web interface accessible from anywhere on the internet via an internet browser, thereby making business intelligence as easy as checking emails.

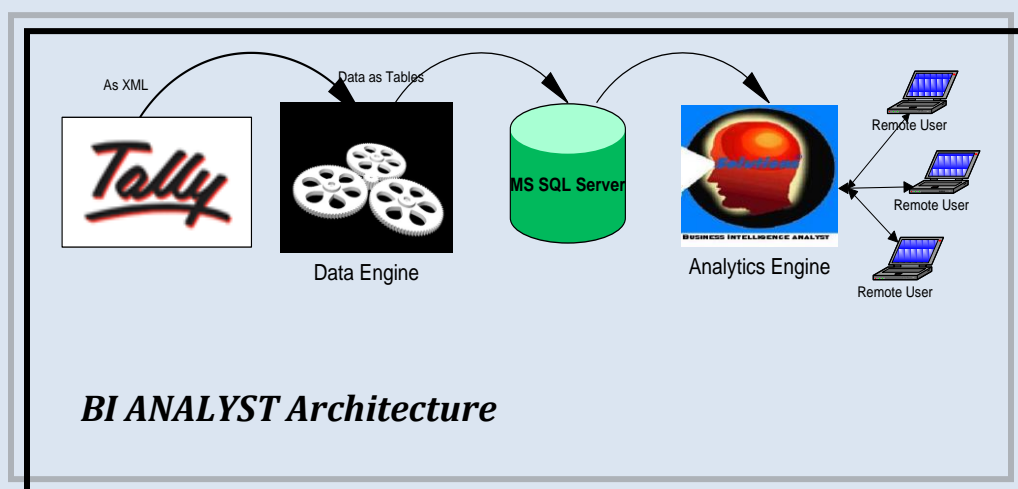
Operational Reports play a major role for taking data driven decisions in any business. Even though Tally provides several reports, they are not easy to generate and take a lot of time and resources. Moreover, the hands on users of Tally are, most often, not the decision makers and don't necessarily know what kind of reporting is required for senior management's decision support. This creates a void or a gap in reporting. These manually generated reports are prone to a lot of human errors thereby creating a risk of taking incorrect decisions and missing opportunities and ignoring Threats. BI ANALYST provides a solution to cater to all these problems of Tally users by providing access to a set of completely automated reports, directly to the decision makers via a web browser thereby making accurate reports available at all times and that too anywhere. This empowers the decision makers and they no longer need to wait and be dependent on the operational staff to generate reports. BI ANALYST does this automatically.



Contact Us for a No Obligation Demo


Architecture for Business Intelligence Analyst (BI ANALYST) for Tally:

BI ANALYST automatically connects to the Tally instance running on the Tally Server, pulls the required data and puts it on the built-in MS SQL Server Database after doing the requisite cleansing and standardization. The data on the MS SQL Server Database is accessed by the BI ANALYST Analytical Engine to generate reports and dashboards for access through a web browser across the internet. It makes data analytics as easy as accessing emails. A three layered security is maintained both at the analytical engine and the database levels to prevent unauthorized access.



The Standard BI ANALYST package consists of the following:

- Four Standard Dashboards with multi-level drill down facility.
- Standard Reports:
 - Balance Sheet
 - Schedule 6 Format Balance Sheet
 - Receivables Aging with Party Address
 - Payables Aging with Party Address
 - This Year Compared to Last Year
 - Group on Party
 - Profile and Loss Report
 - Grouped on Party
 - Current Period Vs. MTD Vs. Last Year
 - Ratio Analysis
 - Inventory
 - Stock Valuation Report
 - Stock Ageing Report
 - Movement Analysis
- MS SQL Server 2008 Express Edition with Advanced Services
- Ad-hoc Report Development Grid
- Report Sharing Utility
- Export Report to:
 - Excel
 - PDF
 - HTML
- Microsoft .NET Charts

BI ANALYST Reporting 	Tally Conventional Reporting 
Historical Data on world class and secure MS SQL Server	Historical data kept on File System, which is not very reliable
Ad-Hoc Reporting	No Ad-Hoc Reports
Interactive dashboard	No Dashboards available
Graphical Reports and Dashboards powered by Microsoft Charts	Conventional Bar Graphs available with no printing facility
Accessible over the web	Stand alone application, Tally .Net provides remote access but not web access
Requires just a web browser	Needs the complete Tally application installed
Interactive Reports	No interactive Reports available
Major Reports with Drill down facility to enable printing from a single page	No Drill down available on reports
No Report Developers Required	Needs report developers with knowledge of Tally Definition Language

Contact Us for a No Obligation Demo

Ad-hoc Reporting Grid

BI Analyst 1.0 - Windows Internet Explorer

http://localhost:64128/DssBIA/Presentation/ContentPages/ReportDesigner.aspx

Business Intelligence Analyst
"Managerial Excellence through Business Intelligence"

Welcome User

Open Save Export to PDF Export to Excel Export to Word Export to HTML

Report Type: Product Customer Report

Page 1 of 24 (238 items)

Drop Filter Fields Here

SalesAmount VchMonth

ProductCategory	ProductName	April	May	Grand Total
ANTIVIRIUS	ANTIVIRIUS QUICKHEAL 2009 2 USER	1400		1400
	ANTIVIRIUS QUICKHEAL ANTIVIRIUS PLUS 2009 3 USER	9096		9096
	ANTIVIRIUS QUICKHEAL RENEWAL PACK	2750		2750
	QUICKHEAL ANTIVIRIUS PLUS 1 USER	18392	40988	59380
ANTIVIRIUS Total		31638	40988	72626
BAG	BAG HP		161208	161208
	LAPTOP BAG		39600	39600
	LAPTOP BAG DELL	80150		80150
	LAPTOP BAG HP	69939	37490	107429
	LENOVO BAG	64000	63945	127945
Grand Total		3906550.48	2407710	6314260.48

Page 1 of 24 (238 items)

Local intranet | Protected Mode: On

Ad-hoc reporting allows business managers to play with the business data and create customized analytical reports to explore various aspects of business performance

Contact Us for a No Obligation Demo

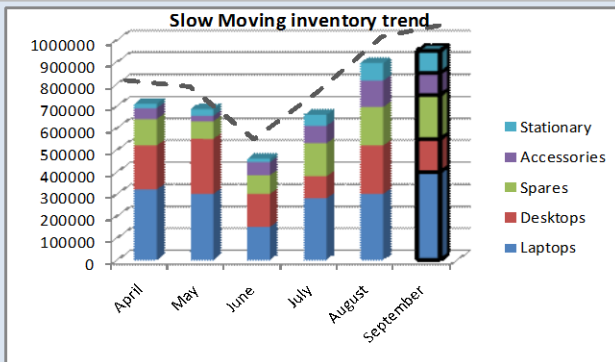
Email: BI_Analyst@dss.co.in
Phone: +91 – 20 - 26122501

www.dssinfotech.com

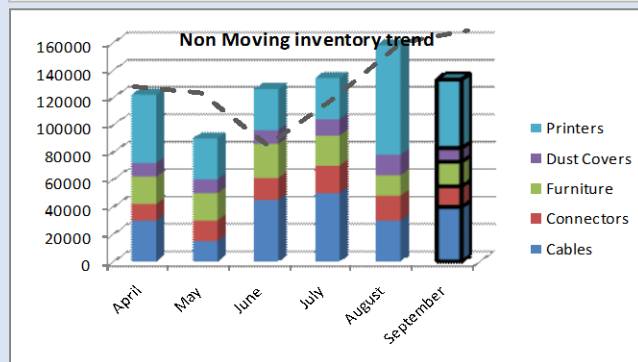
DASHBOARDS



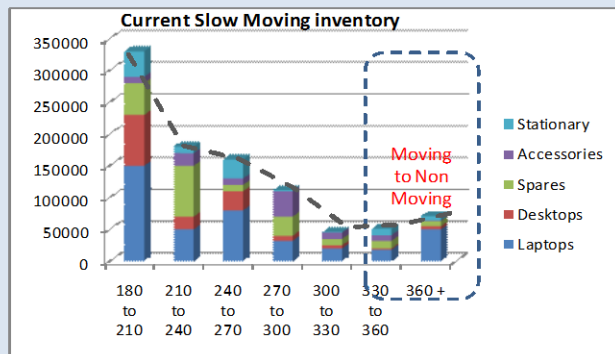
Slow Moving Inventory



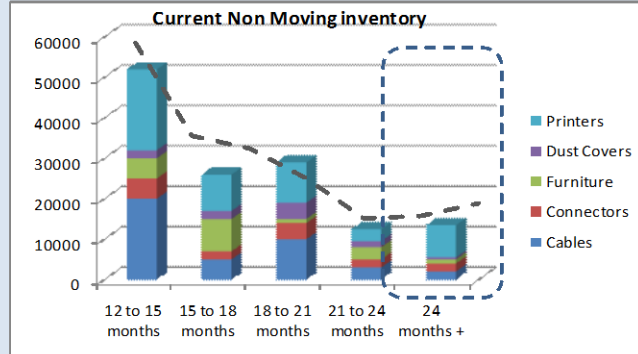
Non Moving Inventory



Current Slow Moving inventory



Current Non Moving inventory



Contact Us for a No Obligation Demo

Email: BI_Analyst@dss.co.in
Phone: +91 - 20 - 26122501

www.dssinfotech.com